

The logo for SilverSea Expeditions, featuring a stylized 'S' icon followed by the text 'SILVERSEA®' in a serif font.

SILVERSEA®

EXPEDITIONS

EXPLORE ANOTHER WORLD

ANTARCTICA 2021-2023





Steve McCurry

Cover picture: Iceberg in Antarctica Peninsula, 2019,
by Steve McCurry

It's out there, waiting for you. The voyage of a lifetime. The last continent. Each time you hear the word *Antarctica* you feel its pull. You can almost smell the crisp cold air, hear the crunch of millennial snow under your feet, see the edge of a humpback whale's tail as it disappears into crystal waters. But once you set foot on Antarctica you'll feel something you never imagined existed: a new sense of belonging - to nature, to the family of explorers who've come before you, to our beautiful, delicate planet.

“Antarctica will redefine what beauty means to you. The sheer majesty of the endless landscapes and your personal encounters with strange and unique wildlife will change you forever.”

BARBARA MUCKERMANN, CMO SILVERSEA CRUISES







“The last continent is the final frontier for luxury experiential travel. Only with Silversea can you explore its hidden secrets in complete comfort and enjoy the purest, richest Antarctica experience ever. ”

MANFREDI LEFEBVRE D'OVIDIO, EXECUTIVE CHAIRMAN SILVERSEA CRUISES









“Standing at the edge of a vast ice shelf, all you hear is complete and utter silence. It’s so quiet you can hear the ice breathe in time with your heartbeat.”

STEVE MCCURRY, PHOTOGRAPHER





YOUR ANTARCTICA STARTS HERE

As the sun comes up over the Antarctic Sound, blood red gives way to sky blue, and colonies of Adèle Penguins slowly shake themselves awake. The ice creaks and shifts underneath as Weddell seals roll around in pure white blankets of virgin snow. Venture a bit further inland and you'll find Antarctica isn't just cold and ice. Jagged grey mountains watch over fjords teeming with wildlife and species you'll encounter nowhere else. Silversea welcomes you to Antarctica, the last and most unexplored continent on Earth. With lots of options, including our newest Antarctica Bridge packages, where you start your voyage directly on the South Shetland Islands, you'll find the right one for you.

In Antarctica, no two cruises are alike, and you'll discover a changing untamed wilderness wherever you go. You'll be moved by intimate encounters with wildlife while the sheer majesty of the landscape makes you feel like you're traveling for the very first time. Our Silversea Expeditions team members will guide you every step of the way, as we take the utmost care when traveling to this remote region, with clothes, equipment and procedures that ensure our impact on Antarctica's delicate ecosystem is minimal to none. In fact, here you'll discover that you will redefine what it means to explore, as you become one of the few people in history to set foot on the last continent.



Watching a leopard seal underwater, Foyen Harbour, Antarctica

ALWAYS MORE TO EXPLORE

Antarctica in numbers

17 **TERRESTRIAL
FAUNA SPECIES**



BIRDS: Wandering Albatross, Snow Petrel, Antarctic Skua, Blue-eyed Shag, Giant Petrel, Cape Petrel, Snowy Sheathbill, Antarctica Tern
PENGUINS: King Penguins (South Georgia voyages only), Adélie Penguins, Chinstrap Penguins, Gentoo Penguins



0°/15° **SUMMER
TEMPERATURES**

Celsius (32/ 59° Fahrenheit)

The Antarctic is colder than the Arctic because Antarctica is a landmass: receives less heat from the ocean.

235 **MARINE
FAUNA SPECIES**



Six pinniped species inhabit Antarctica. The largest, the elephant seal, and the Antarctic fur seal live north of the sea ice. The other four species can live on the sea ice - Crabeater seals, Weddell seals, leopard seals and Ross seals. There are 10 cetacean species; six baleen whales, and four toothed whales and Orcas.



ICE SHEETS
98%
OF ANTARCTICA'S SURFACE

About 98% thick continental ice sheet and 2% barren rock. The ice surface dramatically grows in size from about 3 million square kilometres (1.2 million square miles) at the end of summer to about 19 million square kilometres (7.3 million square miles) by winter.

950 **FLORA
SPECIES**



Bryophytes like mosses and liverworts, as well as lichen, algae and fungi varieties grow in Antarctica. Most growth lasts just a few weeks during the height of summer. There are 200 species of lichens and 50 species of moss in Antarctica, while algae are in abundance with 700 species of mostly phytoplankton.



ICE THICKNESS
2.16 km

The mean thickness of the Antarctic ice sheet is 2.16 km; the maximum known thickness of the ice sheet is 4776 m (Terre Adélie). Without the ice, Antarctica may be the lowest lying continent; the greatest known depression of bedrock is the Byrd Subglacial Basin, at 2538 m below sea level.



1773 **FIRST SERIOUS ATTEMPT
AT EXPLORATION**

In 1773 James Cook and his crew crossed the Antarctic Circle for the first time. They discovered South Georgia in 1775, but although Cook surmised a frozen continent further south they did not catch sight of Antarctica itself.



1,000 **POPULATION**

There are numerous research stations set up across the continent.

Summer: 4,400 people reside
Winter: 1,000 people


YOUR EXPEDITIONS TEAM

Experienced in delivering experiences

IN ANTARCTICA, EXPERTS MAKE THE EXPEDITION

We've assembled a top-notch team of naturalists and other experts to help you discover and explore Antarctica's hidden secrets. Silversea Expeditions has one of the highest expedition-personnel-to-guest ratios in the entire expedition cruising industry, meaning every single voyage features from 14 to 28 qualified specialists ready to make your adventure that much more special. All excursions and experiences with our Expeditions Team members are included, so feel free to attend as many of our daily "Recap & Briefing" and lectures as you like. These uniquely experienced and talented experts have all been chosen for their passion and dedication to their specialised field, as well as their openness, friendliness, and infectious enthusiasm.

Selected specifically for your destination, our team features a variety of experts, including biologists, ornithologists, geologists, historians and photographers. They make sure each and every adventure you go on is thoroughly taken care of, so your experience is always something to write home about. Whether you're looking for that perfect exposure setting for your money shot, or need to know the name of the bird staring at you from a rock outcrop, or would like a detailed history of the local area, you'll find someone to answer your questions and lend a hand. Get to know our professional expedition team members for the full story on board, on land and on ice.



As part of Silversea Expeditions, I've probed some of the most remote corners of the planet. But no destination has been more memorable and, in truth, more inspirational than Antarctica.

CONRAD COMBRINK

SVP EXPEDITIONS, TURNAROUND OPERATIONS AND DESTINATION MANAGEMENT, SILVERSEA CRUISES



A King Penguin colony on South Georgia

YOUR ANTARCTICA EXPERIENCE

The polar opposite of ordinary



Zodiac near a group of crabeater seals in Galindez Island, Antarctica

ZODIAC® CRUISING

There's nothing like listening to large sheets of ice break off a millennial glacier from a Zodiac, or catching sight of a great humpback whale as it spy hops vertically out of crystal clear waters to introduce itself. Our Expeditions Team members will get you close to the action, all you have to do is climb onboard.



Guests hiking in Antarctica

GROUP HIKES

Get up close and personal with the stunning landscapes and teeming wildlife of Antarctica. Keep a lookout for unique fauna as you hike and, who knows, you might just make a new feathered friend as we introduce you to colonies of Adèlie Penguins, Chinstrap Penguins and Gentoo Penguins.



Guests kayaking in Antarctica

ACTIVE KAYAKING

Towering icebergs and humpback whales look great from afar, but there's nothing like floating alongside a glacier in total silence or having a curious leopard seal glide right beside you in the water. Under the guidance of certified kayak instructors you'll be able to experience this and much more.



Expeditions Team lecture

ADVANCED LECTURES

Prepare for your onshore excursions with the best of the best as our expert naturalists, biologists, historians and geologists provide you with inside information on what to expect onshore and in the water. They'll pique your curiosity with captivating details about the land, water, ice and wildlife of this unusual continent.



A group of King Penguins on South Georgia Island, Antarctica



FOUR WAYS TO EXPLORE ANTARCTICA WITH SILVERSEA

Featuring a variety of destinations, our Antarctica voyages
last between six days and just over three weeks.
Discover the right itinerary for you.

ANTARCTIC PENINSULA

WELCOME TO ANTARCTICA

Discover the magic of Antarctica aboard our world-class Silversea Expeditions ships *Silver Wind*, *Silver Cloud* and *Silver Explorer*. Depending on your selected cruise, you'll spend 10 to 12 days exploring the wondrous landscapes and incredible wildlife of the Antarctic Peninsula and South Shetland Islands. Push yourself a bit further and opt to visit the Antarctic Sound and opt to head south of the Polar Circle to witness the true beauty, scale and power of the last continent.

YOUR ALL-INCLUSIVE VACATION PACKAGE



ALL INCLUSIVE POLAR PACKAGE OVERVIEW

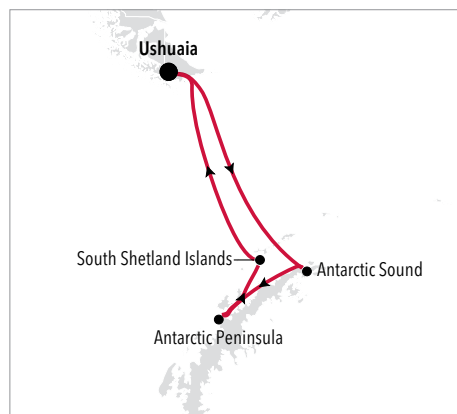
- International roundtrip flights*
- Roundtrip flight to Ushuaia
- 1 Pre-cruise hotel night
- Transfers and luggage handling
- Highly-qualified Expedition Team
- Enrichment lectures, guided Zodiac, land and sea tours, and shore-side activities
- Complimentary expedition gear including parka, backpack and water bottle

*Except in some countries in Europe, Asia and Latin America where an Air Credit will be applied to the booking.

USHUAIA TO USHUAIA

Duration 10-12 Days

Silver Wind



DAY BY DAY

DATE	PORT	ARRIVE	DEPART
12 Dec 2021	USHUAIA		17:00
13 Dec 2021	DRAKE PASSAGE		
14 Dec 2021	DRAKE PASSAGE		
15 Dec 2021	ANTARCTIC SOUND		
16 Dec 2021	ANTARCTIC PENINSULA		
17 Dec 2021	ANTARCTIC PENINSULA		
18 Dec 2021	ANTARCTIC PENINSULA		
19 Dec 2021	SOUTH SHETLAND ISLANDS		
20 Dec 2021	DRAKE PASSAGE		
21 Dec 2021	DRAKE PASSAGE		
22 Dec 2021	USHUAIA	8:00	



Hiking towards the craters at Telefon Bay, South Shetland Islands

OTHER VOYAGE OPTIONS:

VOYAGE CODE	SHIP	DEPT. DATE	NO. OF DAYS	VOYAGE CODE	SHIP	DEPT. DATE	NO. OF DAYS
E1211128010	SILVER EXPLORER	28 Nov 2021	10	E4221127010	SILVER CLOUD	27 Nov 2022	10
E4211130011	SILVER CLOUD	30 Nov 2021	11	WI221202010	SILVER WIND	2 Dec 2022	10
E4211211010	SILVER CLOUD	11 Dec 2021	10	E4221207010	SILVER CLOUD	7 Dec 2022	10
E4220105010	SILVER CLOUD	5 Jan 2022	10	WI221212010	SILVER WIND	12 Dec 2022	10
E1220107010	SILVER EXPLORER	7 Jan 2022	10	E4230104012	SILVER CLOUD	4 Jan 2023	12
WI220109010	SILVER WIND	9 Jan 2022	10	WI230105012	SILVER WIND	5 Jan 2023	12
E4220115010	SILVER CLOUD	15 Jan 2022	10	E4230116012	SILVER CLOUD	16 Jan 2023	12
E1220117010	SILVER EXPLORER	17 Jan 2022	10	WI230117012	SILVER WIND	17 Jan 2023	12
WI220119010	SILVER WIND	19 Jan 2022	10	WI230129010	SILVER WIND	29 Jan 2023	10
E4220125018	SILVER CLOUD	25 Jan 2022	18	WI230208010	SILVER WIND	8 Feb 2023	10
WI220129010	SILVER WIND	29 Jan 2022	10	E4230215010	SILVER CLOUD	15 Feb 2023	10
WI220208012	SILVER WIND	8 Feb 2022	12	WI230218010	SILVER WIND	18 Feb 2023	10
E1220216010	SILVER EXPLORER	16 Feb 2022	10	E4230225010	SILVER CLOUD	25 Feb 2023	10
WI220220010	SILVER WIND	20 Feb 2022	10	WI230228010	SILVER WIND	28 Feb 2023	10
E1220226010	SILVER EXPLORER	26 Feb 2022	10	E1230304010	SILVER EXPLORER	4 Mar 2023	10



DEEP ANTARCTICA

*The most adventurous
itinerary in Antarctica*

Take your travel to the limit with this thrilling twenty-day itinerary, our longest yet to Antarctica. Go further south than ever before - beyond the Antarctic circle and all the way to 69°S. With more experts and more Zodiacs per traveler than anyone else in the region, this is the ultimate Antarctica Expedition experience.

Voyage N. **E1220127020**

Silver Explorer

Duration **20** Days

Voyage N. **E1230212020**

Silver Explorer

Duration **20** Days



ANTARCTIC PENINSULA FALKLANDS & SOUTH GEORGIA

BEYOND ANTARCTICA

As if the wonder of Antarctica wasn't enough, you can add the unusual beauty of the Falkland Islands and/or South Georgia to your once-in-a-lifetime cruise at the ends of the Earth. Discover these unique regions aboard our world-class Silversea Expeditions ships *Silver Wind*, *Silver Cloud* and *Silver Explorer*. Depending on your chosen cruise, you'll spend 15 to 22 days exploring these remarkable islands and the waters, land and ice of the Antarctic Peninsula, Antarctic Sound and even the remote Elephant Island.

YOUR ALL-INCLUSIVE VACATION PACKAGE



ALL INCLUSIVE POLAR PACKAGE OVERVIEW

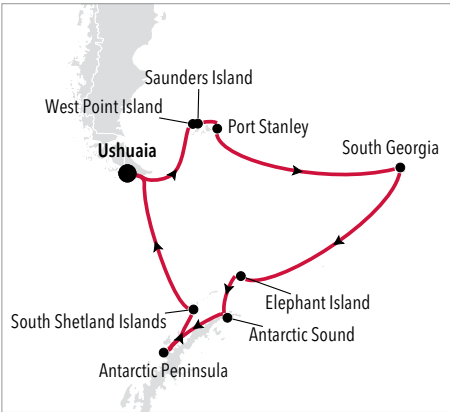
- International roundtrip flights*
- Roundtrip flight to Ushuaia
- 1 Pre-cruise hotel night
- Transfers and luggage handling
- Highly-qualified Expedition Team
- Enrichment lectures, guided Zodiac, land and sea tours, and shore-side activities
- Complimentary expedition gear including parka, backpack and water bottle

*Except in some countries in Europe, Asia and Latin America where an Air Credit will be applied to the booking.

USHUAIA
TO USHUAIA

Duration 18 Days

Silver Wind



DAY BY DAY			
DATE	PORT	ARRIVE	DEPART
22 Dec 2021	USHUAIA		17:00
23 Dec 2021	DAY AT SEA		
24 Dec 2021	NEW ISLAND	6:00	11:00
24 Dec 2021	WEST POINT ISLAND	14:15	19:00
25 Dec 2021	PORT STANLEY	8:00	14:00
26 Dec 2021	DAY AT SEA		
27 Dec 2021	DAY AT SEA		
28 Dec 2021	SOUTH GEORGIA	10:00	
29 Dec 2021	SOUTH GEORGIA		
30 Dec 2021	SOUTH GEORGIA		19:00
31 Dec 2021	DAY AT SEA		
01 Jan 2022	DAY AT SEA		
02 Jan 2022	ELEPHANT ISLAND	9:30	14:00
03 Jan 2022	ANTARCTIC SOUND		
04 Jan 2022	ANTARCTIC PENINSULA		
05 Jan 2022	ANTARCTIC PENINSULA		
06 Jan 2022	SOUTH SHETLAND ISLANDS		
07 Jan 2022	DRAKE PASSAGE		
08 Jan 2022	DRAKE PASSAGE		
09 Jan 2022	USHUAIA	8:00	



Antarctic landscape with icebergs, Antarctic Peninsula

OTHER VOYAGE OPTIONS:

AREA	SHIP	VOYAGE CODE	DEPT. DATE	NO. OF DAYS
ANTARCTIC PENINSULA, FALKLANDS & SOUTH GEORGIA	SILVER EXPLORER	E1211110018	10 Nov 2021	18
ANTARCTIC PENINSULA, FALKLANDS & SOUTH GEORGIA	SILVER WIND	WI211120022	20 Nov 2021	22
ANTARCTIC PENINSULA & FALKLANDS	SILVER CLOUD	E4211221015	20 Dec 2021	15
ANTARCTIC PENINSULA & SOUTH GEORGIA	SILVER CLOUD	E4210105015	5 Jan 2021	15
ANTARCTIC PENINSULA & SOUTH GEORGIA	SILVER CLOUD	E4211114016	14 Nov 2021	16
ANTARCTIC PENINSULA, FALKLANDS & SOUTH GEORGIA	SILVER CLOUD	E4221107020	7 Nov 2022	20
ANTARCTIC PENINSULA, FALKLANDS & SOUTH GEORGIA	SILVER CLOUD	E4221217018	17 Dec 2022	18
ANTARCTIC PENINSULA & FALKLANDS	SILVER WIND	WI221222014	22 Dec 2022	14
ANTARCTIC PENINSULA, FALKLANDS & SOUTH GEORGIA	SILVER CLOUD	E4230128018	28 Jan 2023	18





TWO VOYAGES, ONE EPIC EXPERIENCE

See the solar eclipse right from Antarctica

57°59'13.2"S 55°35'48.8"W - 4 DECEMBER 2021

See the world go from light to dark to light again onboard one of our Silversea Expeditions ships exploring Antarctica. We've designed two special itineraries that bring these three ships together at a unique point in the South Atlantic Sea right on 4 December 2021 to witness an extremely rare event, a total solar eclipse.

Voyage N. **E4211130011**

Silver Cloud

Duration **11** Days

Voyage N. **WI211120022**

Silver Wind

Duration **22** Days



ANTARCTICA BRIDGE

THE FAST TRACK TO THE LAST CONTINENT

Fly in style directly to the last continent for a pure Antarctic experience, with Antarctica Bridge it's much closer than you think.

Skip the Drake Passage and fly Business Class from Punta Arenas right to Antarctica. Board *Silver Explorer* and immerse yourself in the otherworldly beauty of the most extreme region on the planet.

YOUR ALL-INCLUSIVE VACATION PACKAGE



ALL INCLUSIVE ANTARCTICA BRIDGE OVERVIEW

- International roundtrip flights*
- 1 Pre-cruise hotel and 1 post-cruise hotel nights in Punta Arenas
- Private Business Class roundtrip flight between Punta Arenas and King George Island
- Transfers and luggage handling
- Highly-qualified Expedition Team
- Enrichment lectures, guided Zodiac, land and sea tours, and shore-side activities
- Complimentary expedition gear including parka, boots, water-proof pants and walking poles

*Except in some countries in Europe, Asia and Latin America where an Air Credit will be applied to the booking.

KING GEORGE ISLAND
TO KING GEORGE ISLAND

Duration 5-9 Days

Silver Explorer



DAY BY DAY			
DATE	PORT	ARRIVE	DEPART
11 Dec 2021	KING GEORGE ISLAND		11:30
12 Dec 2021	ANTARCTIC SOUND		
13 Dec 2021	ANTARCTIC PENINSULA		
14 Dec 2021	ANTARCTIC PENINSULA		
15 Dec 2021	ANTARCTIC PENINSULA		
16 Dec 2021	SOUTH SHETLAND ISLANDS		
17 Dec 2021	KING GEORGE ISLAND	5:00	

OTHER DEPARTURE DATES

- 17 Dec 2021
- 23 Dec 2021
- 29 Dec 2021
- 28 Nov 2022
- 3 Dec 2022
- 8 Dec 2022
- 19 Dec 2022
- 28 Dec 2022
- 6 Jan 2023
- 18 Jan 2023
- 24 Jan 2023
- 30 Jan 2023
- 4 Feb 2023



Zodiac cruising among the icebergs

ALWAYS FIRST CLASS



Silver Explorer in Antarctica

We're committed to making your time with us in Antarctica unforgettable. Though one of the most remote regions in the world, Silversea's ships and service allow you to enjoy the last continent's spellbinding beauty in absolute comfort and elegance.

SMALL-SHIP INTIMACY

Big on creature comforts and luxuries, our small all-suite ships feel personal and convivial. Thanks to their compact size - ranging from 72 to 137 suites - our Expeditions ships *Silver Wind*, *Silver Cloud* and *Silver Explorer* are all designed to access the most remote and hard-to-reach areas of Antarctica, with an elegant and intimate atmosphere onboard.

SUPERIOR SERVICE

With nearly a member of staff for every guest, the personalised service onboard our Antarctica Expeditions ships is unparalleled. You'll be catered to and pampered each and every day, as our staff learns to anticipate your needs. Every Silversea suite features a butler, so after a day out on the ice you just might find a steaming hot cup of your favourite tea waiting for you back in your suite, or a warm bath already set up for you to soak in. All our team members take pride in making your time with us the best it can possibly be.

GOURMET EXCELLENCE

Our fine cuisine has always been a jewel in our crown. Onboard our Antarctica Expeditions ships you'll have your choice of up to four different luxuriously-appointed restaurants, where our world-renowned chefs will create dishes using only the highest quality ingredients.

SILVERSEA'S 900+ DESTINATIONS

From Antarctica to the Arctic, we strive to create the best, most unique itineraries in the world. We visit every single continent with a huge range of destinations - from extreme polar regions to the tropical equator, from iconic world cities to remote islands. Discover what makes each one special.



Silver Explorer, Grand Suite

We know you demand only the highest standards of quality and service and we're ready to meet - and exceed - your expectations, every day.



Silver Cloud, Grand Suite



DECKPLANS

SILVER WIND

Effective from June 2021

SHIP SPECIFICATIONS

Crew	239
Officers	International
Guests	274
Tonnage	17,400
Length	514.14 Feet/156.7 Mt
Width	70.62 Feet/21.5 Mt
Speed	18 Knots
Converted ice-class	2021

DECK 09

Fitness Centre
Beauty Spa
Observation Library
Jogging Track

DECK 08

Pool Deck
Pool Bar
The Grill
Panorama Lounge
Connoisseur's Corner

DECK 07

La Terrazza

DECK 06

The Show Lounge
Conference Room
Reception/Guest Relations

DECK 05

Dolce Vita
Boutique
Photo Studio

DECK 04


The Restaurant
La Dame
Launderette

DECK 03

Changing Room
Medical Centre

SUITE CATEGORIES

Owner's Suite
Grand Suite
Royal Suite
Silver Suite
Medallion Suite
Deluxe Veranda Suite
Classic Veranda Suite
Vista Suite





OWNER'S SUITE

Available as a one-bedroom configuration or as a two-bedroom by adjoining with a Vista Suite.

1 BEDROOM: 587 SQ. FT. / 55 M²
INCLUDING VERANDA (89 SQ. FT. / 8 M²);
2 BEDROOM: 827 SQ. FT. / 77 M²
INCLUDING VERANDA (89 SQ. FT. / 8 M²)

- Large veranda with patio furniture and floor-to-ceiling glass doors; bedroom two has additional large picture window
- Living room (with convertible sofa to accommodate an additional guest) (Suite 734 only); bedroom two has additional sitting area
- Separate dining area
- Twin beds or king-sized bed; bedroom two has additional twin beds or queen-sized bed
- Bathroom with separate bath and shower; bedroom two has additional bathroom with walk-in shower
- Walk-in wardrobe(s) with personal safe
- Vanity table(s) with hair dryer
- Writing desk(s)
- Flat-screen HD TVs
- Interactive Media Library
- Bose® sound system with bluetooth connectivity
- Illy® espresso machine
- Unlimited Premium Wifi



GRAND SUITE

Available as a one-bedroom configuration or as a two-bedroom by adjoining with a Classic Veranda Suite.

1 BEDROOM: 1,019 SQ. FT. / 95 M²
INCLUDING VERANDA (145 SQ. FT. / 14 M²);
2 BEDROOM: 1,314 SQ. FT. / 122 M²
INCLUDING VERANDA (194 SQ. FT. / 18.5 M²)

- Two verandas with patio furniture and floor-to-ceiling glass doors; bedroom two has additional veranda
- Living room (with convertible sofa to accommodate an additional guest); bedroom two has additional sitting area
- Separate dining area
- Twin beds or king-sized bed; bedroom two has additional twin beds or queen-sized bed
- Bathroom with full-sized bath; bedroom two has additional bathroom with walk-in shower
- Walk-in wardrobe(s) with personal safe
- Vanity table(s) with hair dryer
- Writing desk(s)
- Flat-screen HD TVs
- Interactive Media Library
- Bose® sound system with bluetooth connectivity
- Illy® espresso machine
- Unlimited Premium Wifi



ROYAL SUITE

Available as a one-bedroom configuration or as a two-bedroom by adjoining with a Classic Veranda Suite.

1 BEDROOM: 736 SQ. FT. / 69 M²
INCLUDING VERANDA (126 SQ. FT. / 12 M²);
2 BEDROOM: 1,031 SQ. FT. / 96 M²
INCLUDING VERANDA (175 SQ. FT. / 16.5 M²)

- Large veranda with patio furniture and floor-to-ceiling glass doors; bedroom two has additional veranda
- Living room (with convertible sofa to accommodate an additional guest); bedroom two has additional sitting area
- Separate dining area
- Twin beds or king-sized bed; bedroom two has additional twin beds or queen-sized bed
- Bathroom with full-sized bath; bedroom two has additional bathroom with walk-in shower
- Walk-in wardrobe(s) with personal safe
- Vanity table(s) with hair dryer
- Writing desk(s)
- Flat-screen HD TVs
- Interactive Media Library
- Bose® sound system with bluetooth connectivity
- Illy® espresso machine
- Unlimited Premium Wifi



SILVER SUITE

Silver Suites accommodate three guests.

517 SQ. FT. / 48 M²
INCLUDING VERANDA (92 SQ. FT. / 8 M²)

- Veranda with patio furniture and floor-to-ceiling glass doors
- Living room (with convertible sofa to accommodate an additional guest)
- Sitting area
- Separate dining area
- Twin beds or queen-sized bed
- Bathroom with full-sized bath
- Walk-in wardrobe with personal safe
- Vanity table with hair dryer
- Writing desk
- Flat-screen HD TVs
- Interactive Media Library
- Bose® sound system with bluetooth connectivity
- Illy® espresso machine
- Unlimited Premium Wifi



MEDALLION SUITE

Medallion Suites accommodate three guests.

SUITES 801-804: 441 SQ. FT. / 41 M²
INCLUDING VERANDA (125 SQ. FT. / 12 M²)
SUITES 741: 667 SQ. FT. / 62 M²
NO VERANDA

- Large veranda with patio furniture and floor-to-ceiling glass doors (Suites 801-804 only)
- Two French balconies providing panoramic ocean views (Suite 741 only)
- Living room (with convertible sofa to accommodate an additional guest) (Suites 801-804 only)
- Separate dining area (Suite 741 only)
- Twin beds or queen-sized bed
- Bathroom with full-sized bath and shower
- Walk-in wardrobe with personal safe
- Vanity table with hair dryer
- Writing desk
- Flat-screen HD TVs
- Interactive Media Library
- Bose® sound system with bluetooth connectivity
- Illy® espresso machine
- Unlimited Premium Wifi



DELUXE VERANDA SUITE / CLASSIC VERANDA SUITE

Some Veranda Suites accommodate three guests. The Deluxe Veranda Suite offers preferred central location with identical accommodation to a Classic Veranda Suite.

295 SQ. FT. / 27 M²
INCLUDING VERANDA (49 SQ. FT. / 4.5 M²)

- Veranda with patio furniture and floor-to-ceiling glass doors
- Sitting area
- Twin beds or queen-sized bed
- Bathroom with walk-in shower
- Walk-in wardrobe with personal safe
- Vanity table with hair dryer
- Writing desk
- Flat-screen HD TVs
- Interactive Media Library
- Unlimited Standard Wifi



VISTA SUITE

Some Vista Suites accommodate three guests.

240 SQ. FT. / 22 M²
SUITE 738: 325 SQ. FT. / 30 M²

- Large picture window providing panoramic ocean views (Suites 421 to 447 only)
- One French balcony providing panoramic ocean views (Suite 738 only)
- Sitting area
- Twin beds or queen-sized bed
- Bathroom with walk-in shower
- Walk-in wardrobe with personal safe
- Vanity table with hair dryer
- Writing desk
- Flat-screen HD TVs
- Interactive Media Library
- Unlimited Standard Wifi

AMENITIES & FEATURES FOR ALL SUITES

- Butler service
- Refrigerator and bar setup stocked with your preferences
- Pillow menu
- Luxury bath amenities
- Plush bathrobe and slippers
- Personalised stationery
- Umbrella
- Complimentary Wifi for all suites
- Direct-dial telephone(s)
- Champagne on arrival

Silver Wind is undergoing the largest dry dock in her history and as such, some details presented are likely to change. Suite diagrams shown are for illustration purposes only. Final features, materials, finishes and layout may be different than shown. Please refer to silversea.com for the most current information and updates.

SILVER CLOUD

SHIP SPECIFICATIONS

Crew	212
Officers	European
Guests	240 in Polar waters
Tonnage	17,400
Length	514.14 Feet/156.7 Mt
Width	70.62 Feet/21.5 Mt
Speed	18 Knots
Refurbished	2017
Ice-class Rating	1C



DECK 09

Tor's Observation Lounge
Jogging Track

DECK 08

The Bridge
Pool
Pool Bar
The Grill
Panorama Lounge
Connoisseur's Corner

DECK 07

La Terrazza
Zagara Beauty Spa
Library

DECK 06

Explorer Lounge
Fitness Centre
Reception/Guest Relations
Expedition Office

DECK 05

Dolce Vita
Boutique
Photo Studio

DECK 04


The Restaurant
La Dame
Launderette

DECK 03

Changing Room
Medical Centre

SUITE CATEGORIES

Owner's Suite
Grand Suite
Royal Suite
Silver Suite
Medallion Suite
Deluxe Veranda Suite
Veranda Suite
Vista Suite





OWNER'S SUITE

Available as a one-bedroom configuration or as a two-bedroom (as illustrated) by adjoining with a Vista Suite.

1 BEDROOM: 587 SQ. FT. / 55 M²
INCLUDING VERANDA (89 SQ. FT. / 8 M²)
2 BEDROOMS: 827 SQ. FT. / 77 M²
INCLUDING VERANDA (89 SQ. FT. / 8 M²)

- Large veranda with patio furniture and floor-to-ceiling glass doors; bedroom two has additional large picture window
- Living room with sitting area; bedroom two has additional sitting area
- Separate dining area
- Twin beds or king-sized bed; bedroom two has additional twin beds or queen-sized bed
- Marble bathroom with full-sized bath and separate shower; bedroom two has additional marble bathroom with shower (no bath as indicated in diagram)
- Walk-in wardrobe(s) with personal safe
- Vanity table(s) with hair dryer
- Writing desk(s)
- Bose® Sound system with Bluetooth Connectivity
- Unlimited Premium Wifi
- Illy® Espresso machine



GRAND SUITE

Available as a one-bedroom configuration or as a two-bedroom (as illustrated) by adjoining with a Vista Suite.

1 BEDROOM: 1,019 SQ. FT. / 95 M²
INCLUDING VERANDA (145 SQ. FT. / 14 M²)
2 BEDROOMS: 1,314 SQ. FT. / 122 M²
INCLUDING VERANDA (194 SQ. FT. / 18.5 M²)

- Two verandas with patio furniture and floor-to-ceiling glass doors; bedroom two has additional veranda
- Living room with sitting area; bedroom two has additional sitting area
- Separate dining area
- Twin beds or king-sized bed; bedroom two has additional twin beds or queen-sized bed
- Marble bathroom with full-sized bath and separate shower; bedroom two has additional marble bathroom with shower (no bath as indicated in diagram)
- Walk-in wardrobe(s) with personal safe
- Vanity table(s) with hair dryer
- Writing desk(s)
- Bose® Sound system with Bluetooth Connectivity
- Unlimited Premium Wifi
- Illy® Espresso machine



ROYAL SUITE

Available as a one-bedroom configuration or as a two-bedroom (as illustrated) by adjoining with a Vista Suite.

1 BEDROOM: 736 SQ. FT. / 69 M²
INCLUDING VERANDA (126 SQ. FT. / 12 M²)
2 BEDROOMS: 1,031 SQ. FT. / 96 M²
INCLUDING VERANDA (175 SQ. FT. / 16.5 M²)

- Large veranda with patio furniture and floor-to-ceiling glass doors; bedroom two has additional veranda
- Living room with sitting area; bedroom two has additional sitting area
- Separate dining area
- Twin beds or king-sized bed; bedroom two has additional twin beds or queen-sized bed
- Marble bathroom with full-sized bath and separate shower; bedroom two has additional marble bathroom with shower (no bath as indicated in diagram)
- Walk-in wardrobe(s) with personal safe
- Vanity table(s) with hair dryer
- Writing desk(s)
- Bose® Sound system with Bluetooth Connectivity
- Unlimited Premium Wifi
- Illy® Espresso machine



Silver Suite



Medallion Suite

SILVER SUITE / MEDALLION SUITE

Silver and Medallion Suites accommodate three guests.

SILVER SUITE: 581 SQ. FT. / 54 M²
INCLUDING VERANDA (92 SQ. FT. / 8 M²)
MEDALLION: 517 SQ. FT. / 48 M²
INCLUDING VERANDA (81 SQ. FT. / 7.6 M²)

- Veranda with patio furniture and floor-to-ceiling glass doors
- Living room with convertible sofa to accommodate an additional guest
- Sitting area
- Separate dining area
- Twin beds or queen-sized bed
- Medallion has marble bathroom with shower; Silver Suite has two bathrooms with shower
- Walk-in wardrobe with personal safe
- Vanity table with hair dryer
- Writing desk
- Bose® Sound system with Bluetooth Connectivity
- Unlimited Premium Wifi
- Illy® Espresso machine



DELUXE VERANDA SUITE

The Deluxe Veranda Suite offers preferred central location with identical accommodation to a Veranda Suite.

295 SQ. FT. / 27 M²
INCLUDING VERANDA (49 SQ. FT. / 4.5 M²)

- Veranda with patio furniture and floor-to-ceiling glass doors
- Sitting area
- Twin beds or queen-sized bed
- Marble bathroom with shower (some with bath/shower combination)
- Walk-in wardrobe with personal safe
- Writing desk
- Hair dryer
- Unlimited Standard Wifi



VERANDA SUITE

Some Veranda Suites accommodate three guests (Suites 505-510 and 605-610).

295 SQ. FT. / 27 M²
INCLUDING VERANDA (49 SQ. FT. / 4.5 M²)

- Veranda with patio furniture and floor-to-ceiling glass doors
- Sitting area
- Twin beds or queen-sized bed
- Marble bathroom with shower (some with bath/shower combination)
- Walk-in wardrobe with personal safe
- Writing desk
- Hair dryer
- Unlimited Standard Wifi



VISTA SUITE

240 SQ. FT. / 22 M²

- Large picture window providing panoramic ocean views
- Sitting area
- Twin beds or queen-sized bed
- Marble bathroom with shower (some with bath/shower combination)
- Walk-in wardrobe with personal safe
- Writing desk
- Hair dryer
- Unlimited Standard Wifi

AMENITIES & FEATURES FOR ALL SUITES

- Butler service
- Refrigerator and bar setup stocked with your preferences
- Plush bathrobes
- Pillow menu
- Luxury bath amenities
- Complimentary Wifi for all suites
- Personalised stationery
- Umbrella
- Hair dryer
- Wall mounted USB-C mobile device chargers
- Direct-dial telephone(s)
- Champagne on arrival
- Flat-screen television(s) with Interactive media Library
- Dual voltage 110/220 outlets

SILVER EXPLORER

SHIP SPECIFICATIONS

Crew	118
Officers	International
Guests	144
Tonnage	6,072
Length	354 Feet/107.9 Mt
Width	52 Feet/15.8 Mt
Speed	14 Knots
Refurbished	2018
Ice-class Rating	1A



DECK 07

Viewing Deck

DECK 06

Tor's Observation Library
Explorer Lounge
Zagara Beauty Spa
The Grill
Whirlpools

DECK 05

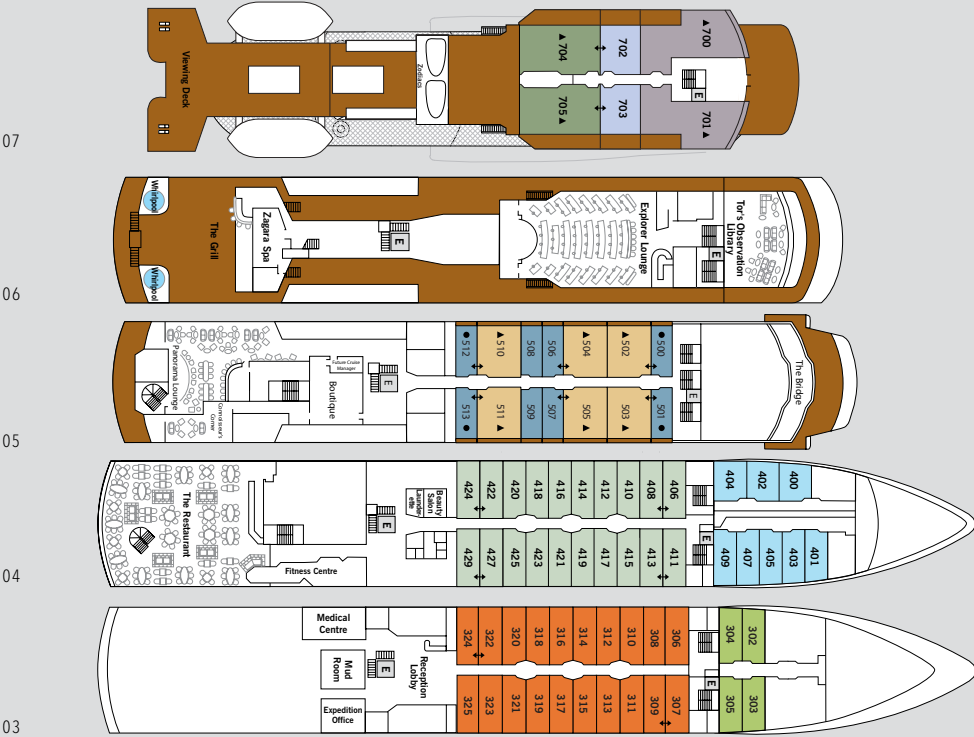
The Bridge
Boutique
Future Cruise Manager
Connoisseur's Corner
Panorama Lounge

DECK 04

Beauty Salon
Launderette
Fitness Centre
The Restaurant

DECK 03

Reception Desk
Medical Centre
Mud Room
Expedition Office



SUITE CATEGORIES

Owner's Suite
Grand Suite
Silver Suite
Medallion Suite
Veranda Suite
Vista Suite
View Suite
Explorer Suite
Adventurer Suite





OWNER'S SUITE

Owner's Suites can accommodate three guests.

728 SQ. FT. / 67 M² INCLUDING
PRIVATE BALCONY (158 SQ. FT. / 15 M²)

- Balcony with patio furniture and floor-to-ceiling glass doors
- Living room with sitting area
- Twin beds or queen-sized bed
- Marble bathroom, with full-sized bath and separate shower
- Fitted wardrobe with personal safe
- Walk-in closet
- Vanity table with hair dryer
- Writing desk
- Illy® espresso machine
- Unlimited Premium Wifi



GRAND SUITE

Grand Suites can accommodate three guests.

618 SQ. FT. / 57 M² INCLUDING
PRIVATE BALCONY (86 SQ. FT. / 8 M²)

- Balcony with patio furniture and floor-to-ceiling glass doors
- Living room with sitting area
- Twin beds or queen-sized bed
- Marble bathroom with full-sized bath and separate shower
- Fitted wardrobe with personal safe
- Walk-in closet
- Vanity table with hair dryer
- Writing desk
- Illy® espresso machine
- Unlimited Premium Wifi



SILVER SUITE

Silver Suites can accommodate three guests.

422 SQ. FT./39 M² INCLUDING
2 FRENCH BALCONIES (30 SQ. FT. / 3 M²)

- Two French balconies with floor-to-ceiling glass doors
- Living room (with convertible sofa to accommodate an additional guest)
- Twin beds or queen-sized bed
- Marble bathroom with full-sized bath and separate shower
- Fitted wardrobe with personal safe
- Vanity table with hair dryer
- Sitting area with writing desk
- Illy® espresso machine
- Unlimited Premium Wifi



MEDALLION SUITE

400 SQ. FT. / 37 M² INCLUDING
PRIVATE BALCONY (86 SQ. FT. / 8 M²)

- Balcony with patio furniture and floor-to-ceiling glass doors
- Twin beds or queen-sized bed
- Marble bathroom with full-sized bath and separate shower
- Fitted wardrobe with personal safe
- Sitting area with writing desk
- Vanity table with hair dryer
- Illy® espresso machine
- Unlimited Premium Wifi



VERANDA SUITE / VISTA SUITE / VIEW SUITE

VERANDA SUITE: 206-216 SQ. FT./ 19-20 M²
INCLUDING FRENCH BALCONY (16 SQ. FT./1.5 M²)
VISTA SUITE: 192 SQ. FT. / 18 M²
WITH LARGE PICTURE WINDOW*
VIEW SUITE: 192 SQ. FT. / 18 M²
WITH VIEW WINDOW**

- French balcony with floor-to-ceiling glass doors (Veranda Suite)
- Large picture window providing panoramic ocean views (Vista Suite)
- View window (View Suite)
- Twin beds or queen-sized bed
- Marble bathroom with shower
- Fitted wardrobe with personal safe
- Sitting area with writing desk
- Hair dryer
- Unlimited Standard Wifi



EXPLORER SUITE / ADVENTURER SUITE

EXPLORER SUITE: 175 - 190 SQ. FT./ 16-18 M²
WITH VIEW WINDOW**
ADVENTURER SUITE: 157-167 SQ. FT./ 14-15 M²
WITH 2 PORTHOLES***

- View window (Explorer Suite)
- Two portholes (Adventurer Suite)
- Twin beds or queen-sized bed
- Marble bathroom with shower
- Fitted wardrobe with personal safe
- Sitting area with writing desk
- Hair dryer
- Unlimited Standard Wifi

AMENITIES & FEATURES FOR ALL SUITES

- Butler service
- Refrigerator and bar setup stocked with your preferences
- Plush bathrobe
- Pillow menu
- Luxury bath amenities
- Personalised stationery
- Umbrella
- Direct dial telephone(s)
- 220-volt outlets
- Complimentary Wifi for all suites
- Flat-screen television(s) with Interactive Media Library
- Champagne on arrival

*LARGE PICTURE WINDOW: 47 x 43in. / 120 x 110cm

**VIEW WINDOW: 31.5 x 31.5in. / 80 x 80cm

***PORTHOLE: 15.75in. diameter / 40cm diameter

Suite diagrams shown are for illustration purposes only and may vary from actual square footage. Please refer to suite specifications for square footage.

IMAGE CAPTIONS

PAG 2-3 Hiking to Neptune's Window, Deception Island, Antarctica

PAG 4 Exploring Paulet Island, Antarctica

PAG 5 Zodiac cruising in Paradise Harbour, Antarctica

PAG 6-7 Enjoying the wildlife at The Neck, Saunders Island, Falkland Islands

PAG 8 Penguins on rocks in Antarctica Peninsula, 2019, by Steve McCurry

PAG 10-11 A heavily-crevassed glacier tongue, Antarctica

Along with exclusive experiences across all seven continents, we also offer exclusive, value-enhancing programs. All programs are capacity controlled and subject to availability.

Fare Guarantee Program

Silversea's Fare Guarantee Program provides you with the peace of mind in knowing that when you plan ahead and book early, not only will you be able to reserve your desired suite, but you can also benefit from any future reduction in the Silver Privilege Fares for your voyage, upon request.

Silver Privilege Fares

Book early for the best fares and availability; Silver Privilege Fares are structured to reward guests who book early with the best possible fare and the privilege of being able to select their desired suite when the best inventory is available. All Silver Privilege Fares shown are cruise-only per guest, based on double-occupancy. Availability of all suite categories cannot be guaranteed. Fares for single guests are available upon request. Additional restrictions may apply.

Onboard Savings

Book your next voyage while you are sailing and save 5% on select voyages.

Extended Voyage Savings

Combine two or more consecutive voyages and enjoy a 5% additional benefit.

Solo Travelers

Single fares are available on all voyages ranging from 25% - 100% above the double occupancy fare.

Travel Insurance Program

For bookings made by US residents, Silversea offers an optional travel protection plan to guests. Silversea encourages the purchase of the optional Allianz Global Assistance travel insurance plan for the full purchase price of your cruise as well as air and/or land program costs to safeguard your investment and provide peace of mind during your travels. For full details, including pricing, terms and conditions, please visit silversea.com.

Silver Sky Air Program®

The Silver Sky Air Program extends Silversea's premium level of service beyond your ocean voyage for the ultimate ease in travel. Silversea maintains relationships with most international carriers to ensure that the best fares and schedules are available in order to make traveling to and from your cruise as convenient as possible. Silversea's standard air package includes roundtrip Economy Class airfare and transfers between airport and pier on embarkation and disembarkation days. In conjunction with select flights, an overnight stay at a Silver Shore Hotel property will be added to the air package at the time of booking as an optional component and for an additional charge.

My Silversea

Designed to make travel planning easier, My Silversea is a personal profile area which enables you to view and manage bookings, customize your onboard experience, arrange activities prior to your voyage, and access a host of additional features. You will be able to pre-book speciality restaurant dinner reservations in advance (from 120 to 7 days prior to sailing), along with optional shore excursions, beauty, spa and fitness services.



SILVERSEA LOYALTY PROGRAM

MEMBERSHIP PRIVILEGES

- Onboard recognition and private parties
- Additional savings on select voyages –look for this icon
- Ship visitation privileges

MILESTONE REWARDS

- 100 DAYS: 5% savings on future sailings
- 250 DAYS: 10% savings on future sailings
- 350 DAYS: complimentary 7-day voyage
- 500 DAYS: complimentary 14-day voyage
- 500-day milestone, complimentary 7-day voyage for each 150 days sailed

FRIENDS OF THE SOCIETY® PROGRAMME

- When your new-to-Silversea friends sail with you, as a sponsoring Venetian Society member, you will receive:
- \$250 Shipboard Credit – Available on designated Venetian Society voyages.
- Double Cruise Days – Available on any Silversea sailing.
- Friends who sail with you on a designated Venetian Society voyage will enjoy the same 5% Venetian Society savings that are available to you. This benefit is limited to a maximum of four friends in two additional suites.

All of the above milestones include complimentary laundry service (excludes dry cleaning and "press only").

NOTICE: Prior to booking, please consult all applicable U.S. Centers for Disease Control travel advisories, warnings, or recommendations relating to cruise travel, at www.cdc.gov/travel/notices. If a certain threshold level of COVID-19 is detected onboard the ship during your voyage, the voyage will end immediately, the ship will return to the port of embarkation, and your subsequent travel, including your return home, may be restricted or delayed. Health and safety protocols, guest conduct rules, and regional travel restrictions vary by ship and destination, and are subject to change without notice. Due to evolving health protocols, imagery and messaging may not accurately reflect onboard and destination experiences, offerings, features, or itineraries. These may not be available during your voyage, may vary by ship and destination, and may be subject to change without notice.

Visit silversea.com/terms-and-conditions for the full Terms and Conditions or contact our Reservation Team or your Travel Agent

For more details and information, please contact
SIGHTSEERS (HK) LIMITED
SIGHTSEERS (HK) LIMITED
+852 28506168
cruise@sightseers.com.hk

CONTACT OUR RESERVATION TEAM OR YOUR TRAVEL AGENT

ASIA	+65 6828 1543
AUSTRALIA	+1300 306 872
AUSTRIA	+43 1 928 7897
BELGIUM	+32 2 401 1432
DENMARK	+45 7014 2898
GERMANY	+49 69 2222 12283
FINLAND	+358 9 2319 5040
FRANCE	+33 1 7070 9622
ITALY	+39 02 3604 9211
JAPAN & KOREA	+81 (0) 3 6868 8834
LATAM	+1 954 713 3951
MONACO	+377 9770 2424
NETHERLANDS	+31 20 713 9298
NEW ZEALAND	+0800 701 427
NORWAY	+47 2103 3400
SWEDEN	+46 8 5068 5493
SWITZERLAND	+41 4458 07181
SPAIN	+34 9380 01962
UNITED STATES AND CANADA	+1 844 885 8417
UK	+44 207 340 0700

SILVERSEA.COM

