

**MAIN DECK**  
Staterooms 1001–1177

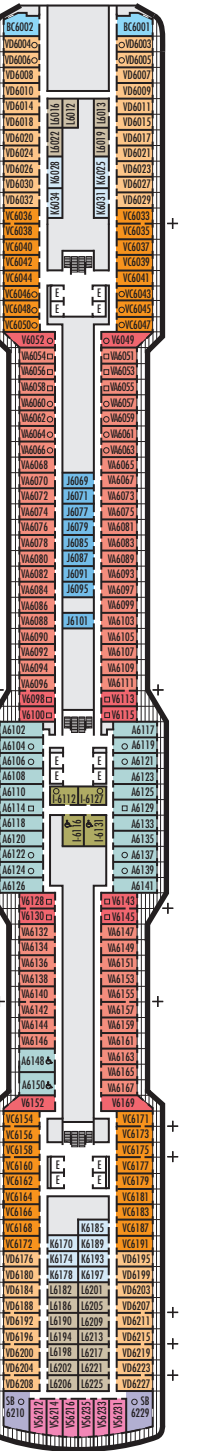
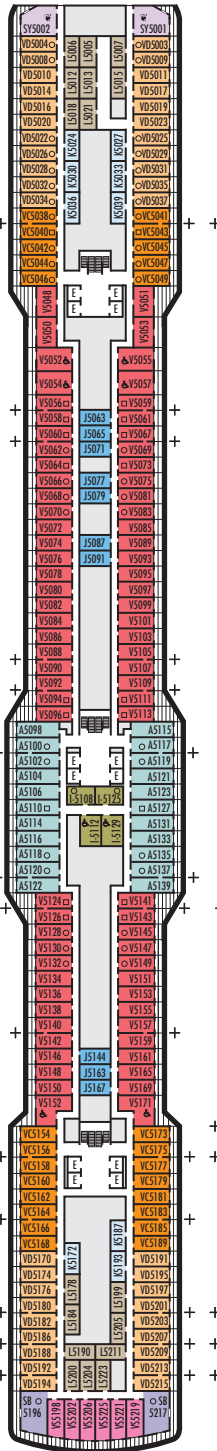
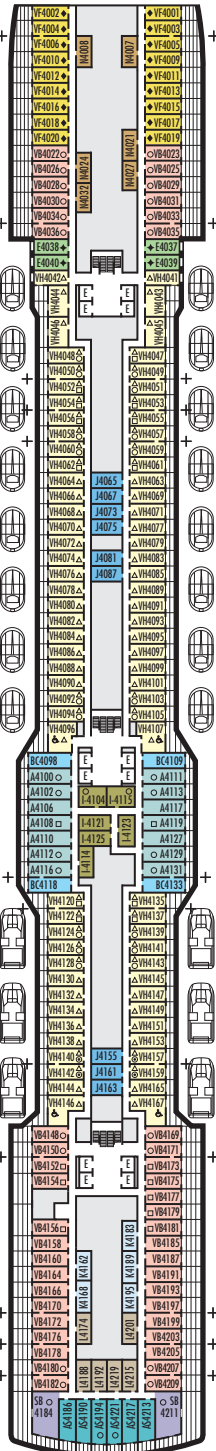
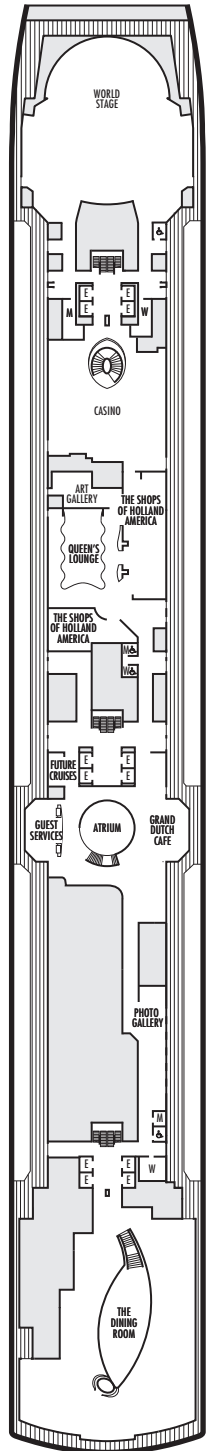
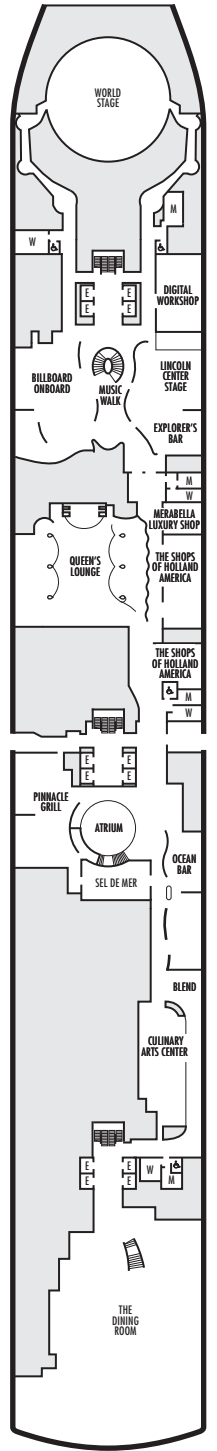
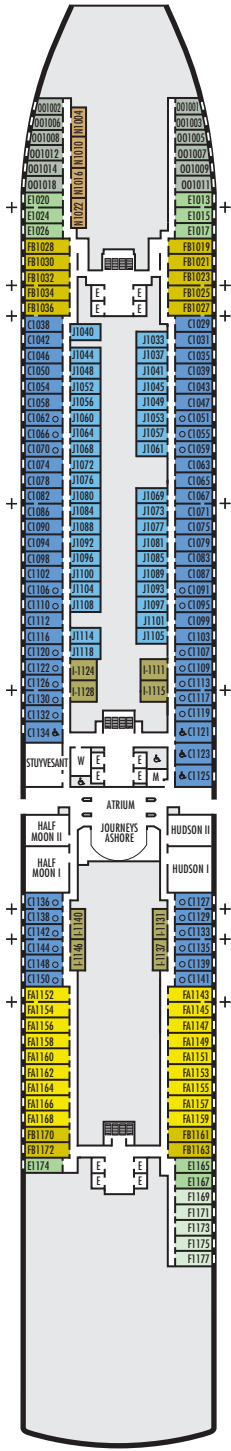
**PLAZA DECK**

**PROMENADE DECK**

**BEETHOVEN DECK**  
Staterooms 4001–4221

**GERSHWIN DECK**  
Staterooms 5001–5225

**MOZART DECK**  
Staterooms 6001–6235



**STATEROOM SYMBOL LEGEND**

- ⊙ Triple (2 lower beds, 1 upper)
- Triple (2 lower beds, 1 sofa bed)
- Quad (2 lower beds, 1 sofa bed, 1 upper)
- ↕ Double (2 lower beds convertible to 1 king-size bed, no Murphy bed, no sofa bed)
- △ Partially obstructed view
- + Connecting rooms
- ◆ Floor-to-ceiling windows
- \* Shower only
- ◆ Staterooms have solid steel verandah railings instead of clear-view Plexiglas® railings
- ♿ Suites SA7094, A6150 & A6148 and staterooms VA8147, VA8145, VA8134, VA8132, I-7108, I-7101, I-6131, I-6116, V5171, V5152, I-5129, I-5112, V5057, V5055, V5054, V5052, VH4167, VH4146, VH4107, VH4096, C1134, C1125, C1121 are wheelchair accessible, roll-in shower only.

**SHIP SPECIFICATIONS & FACILITIES**

- 2,650 Guests
- 1,036 Crew
- 99,500 Gross Tons
- 975 Feet Long
- 13 Guest Decks
- Wraparound Promenade Deck
- 12 Restaurants & Cafes
- 7 Entertainment Venues
- 7 Lounges/Bars
- 2 Outdoor Swimming Pools (one with sliding glass roof)
- Spa & Salon
- Fitness Center
- Suite Lounge
- Duty-free Shops
- Library/Internet Cafe
- Onboard Wi-Fi Access
- Casino
- Sport Courts

**SCHUBERT DECK**  
Staterooms 7001–7195

**NAVIGATION DECK**  
Staterooms 8001–8201

**LIDO DECK**

**PANORAMA DECK**  
Staterooms 10001–10055

**SUN DECK**  
Staterooms 11001–11055

**MS KONINGS DAM**

**DECK PLANS & STATEROOMS**

The deck plans are color-coded by category of stateroom, and the category letter precedes the stateroom number in each room. All staterooms are equipped with interactive LED television with On Demand movies, programming and multichannel music; mini-bar; mini-safe; data port; telephone.

**Important Note:** Not all staterooms within each category have the same furniture configuration and/or facilities. Appropriate symbols within the rooms on the deck plans describe differences from the stateroom descriptions below.

**VERANDAH SUITES**

**PS**

**Pinnacle Suite:** Bedroom with 1 king-size bed, oversized whirlpool bath & shower & additional shower stall, living room, dining room, dressing room, private verandah with whirlpool, pantry, 1 sofa bed for 2 persons, microwave, refrigerator, guest toilet, private stereo system, floor-to-ceiling windows.

**SQ SA SB SC**

**Neptune Suites:** 2 lower beds convertible to 1 king-size bed, bathroom with dual-sink vanity, full-size whirlpool bath & shower & additional shower stall, large sitting area, private verandah, floor-to-ceiling windows.

**SS SY**

**Signature Suites:** 2 lower beds convertible to 1 king-size bed, 1 Murphy bed for 1 person, 1 sofa bed for 1 person, bathroom with dual-sink vanity, full-size whirlpool bath & shower & additional shower stall, large sitting area, private verandah, floor-to-ceiling windows.

**AS A B BC**

**Vista Suites:** 2 lower beds convertible to 1 queen-size bed, shower, sitting area, private verandah, refrigerator, floor-to-ceiling windows.

**VERANDAH STATEROOMS**

**VQ VS V VA VB VC VD VE VF VH**  
**Verandah:** 2 lower beds convertible to 1 queen-size bed, shower, sitting area, private verandah, floor-to-ceiling windows. All VH-category staterooms have partially obstructed views.

**OCEAN-VIEW STATEROOMS**

**FA FB**  
**Family:** 2 lower beds convertible to 1 queen-size bed, 1 sofa bed for 2 persons & 1 upper bed. 2 bathrooms — one with bathtub, shower, sink & toilet; one with shower & sink.

**CQ C D E F**  
**Large:** 2 lower beds convertible to 1 queen-size bed, shower.

**OO**  
**Single:** 1 lower bed, shower.

**INTERIOR STATEROOMS**

**IQ I J K L N**  
**Large or Standard:** 2 lower beds convertible to 1 queen-size bed, shower.

**Spa Suites and Staterooms.** Opt for the serenity of a Spa Suite or Stateroom, featuring modern spa amenities.

